

Home

Validate

General information about company

| | |
|--|-----------------------------|
| Scrip code | 500488 |
| Name of the company | Abbott India Limited |
| Class of Security | Equity Shares |
| Type of report | Quarterly |
| Quarter Ended | 31-12-2015 |
| Date of allotment / extinguishment (in case Capital Restructuring selected) / Listing Date | |
| Shareholding pattern filed under | Regulation 31 (1) (b) |



Home

Validate

| Sr. No. | Particular | Yes/No |
|---------|--|--------|
| 1 | Whether the Listed Entity has issued any partly paid up shares? | No |
| 2 | Whether the Listed Entity has issued any Convertible Securities ? | No |
| 3 | Whether the Listed Entity has issued any Warrants ? | No |
| 4 | Whether the Listed Entity has any shares against which depository receipts are issued? | No |
| 5 | Whether the Listed Entity has any shares in locked-in? | No |
| 6 | Whether any shares held by promoters are pledge or otherwise encumbered? | No |
| 7 | Whether company has equity shares with differential voting rights | No |




Table 1 - Summary Statement holding of specified securities


| Category (I) | Category of shareholder (II) | Nos. Of shareholders (III) | No. of fully paid up equity shares held (IV) | No. Of Partly paid-up equity shares held (V) | No. Of shares underlying Depository Receipts (VI) | Total nos. shares held (VII) = (IV)+(V)+ (VI) | Shareholding as a % of total no. of shares (calculated as per SCRR, 1957) (VIII) As a % of (A+B+C2) | Number of Voting Rightsheld in each class of securities (X) | | | | No. Of Shares Underlying Outstanding convertible securities (X) | No. Of Warrants (XI) | No. Of Shares Underlying Outstanding convertible securities and No. Of Warrants (X)+(a) | Shareholding, as a % assuming full conversion of convertible securities (as a percentage of diluted share capital) (XII) = (VII)+(X) As a % of (A+B+C2) | Number of Locked in shares (XIII) | | Number of Shares pledged or otherwise encumbered (XIII) | | Number of equity shares held in dematerialized form (XIV) |
|--------------|--------------------------------|----------------------------|--|--|---|---|---|---|-------------|-------|-------------------------|---|----------------------|---|---|-----------------------------------|---------------------------------|---|---------------------------------|---|
| | | | | | | | | No of Voting (XIV) Rights | | | Total as a % of (A+B+C) | | | | | No. (a) | As a % of total Shares held (b) | No. (a) | As a % of total Shares held (b) | |
| | | | | | | | | Class eg: X | Class eg: Y | Total | | | | | | | | | | |
| (A) | Promoter & Promoter Group | 3 | 15934048 | | | 15934048 | 74.99 | | | | | | | 74.99 | | | | | | 15934048 |
| (B) | Public | 20846 | 5315254 | | | 5315254 | 25.01 | | | | | | | 25.01 | | | | | | 4650067 |
| (C) | Non Promoter- Non Public | | | | | | | | | | | | | | | | | | | |
| (C1) | Shares underlying DRs | | | | | | | | | | | | | | | | | | | |
| (C2) | Shares held by Employee Trusts | | | | | | | | | | | | | | | | | | | |
| | Total | 20849 | 21249902 | | | 21249902 | | | | | | | | | | | | | | 20584115 |



| Sr. | Category & Name of the Shareholders (I) | Nos. Of shareholders (III) | No. of fully paid up equity shares held (IV) | No. Of Partly paid-up equity shares held (V) | No. Of shares underlying Depository Receipts (VI) | Total nos. shares held (VII) = (IV)+(V)+(VI) | Shareholding as a % of total no. of shares (calculated as per SCRR, 1957) (VIII) As a % of (A+B+C2) | Number of Voting Rights held in each class of securities (IX) | | | | No. Of Shares Underlying Outstanding convertible securities (X) | No. Of Warrants (XI) | No. Of Shares Underlying Outstanding convertible securities and No. Of Warrants (XI) (a) | Shareholding, as a % assuming full conversion of convertible securities (as a percentage of diluted share capital) (XII) = (VII)+(X) As a % of (A+B+C2) | Number of Locked in shares (XIII) | | Number of Shares pledged or otherwise encumbered (XIV) | | Number of equity shares held in dematerialized form (XV) |
|--|--|----------------------------|--|--|---|--|---|---|-------------|-------|-------------------------------------|---|----------------------|--|---|-----------------------------------|---------------------------------|--|---------------------------------|--|
| | | | | | | | | No of Voting (XIV) Rights | | | Total as a % of Total Voting rights | | | | | No. (a) | As a % of total Shares held (b) | No. (a) | As a % of total Shares held (b) | |
| | | | | | | | | Class eg: X | Class eg: Y | Total | | | | | | | | | | |
| A Table II - Statement showing shareholding pattern of the Promoter and Promoter Group | | | | | | | | | | | | | | | | | | | | |
| (1) Indian | | | | | | | | | | | | | | | | | | | | |
| (a) | Individuals/Hindu undivided Family | | | | | | | | | | | | | | | | | | | |
| (b) | Central Government/State Government(s) | | | | | | | | | | | | | | | | | | | |
| (c) | Financial Institutions/ Banks | | | | | | | | | | | | | | | | | | | |
| (d) | Any Other (Specify) | | | | | | | | | | | | | | | | | | | |
| Sub-Total (A)(1) | | | | | | | | | | | | | | | | | | | | |
| (2) Foreign | | | | | | | | | | | | | | | | | | | | |
| (a) | Individuals (Non-Resident Individuals/ Foreign Individuals) | | | | | | | | | | | | | | | | | | | |
| (b) | Government | | | | | | | | | | | | | | | | | | | |
| (c) | Institutions | | | | | | | | | | | | | | | | | | | |
| (d) | Foreign Portfolio Investor | | | | | | | | | | | | | | | | | | | |
| (e) | Any Other (Specify) | 3 | 15934048 | | | 15934048 | 74.99 | | | | | | | | | | | | 15934048 | |
| Sub-Total (A)(2) | | 3 | 15934048 | | | 15934048 | 74.99 | | | | | | | | | | | | 15934048 | |
| Total Shareholding of Promoter and Promoter Group (A)=(A)(1)+(A)(2) | | 3 | 15934048 | | | 15934048 | 74.99 | | | | | | | | | | | | 15934048 | |
| Details of Shares which remain unclaimed for Promoter & Promoter Group | | | | | | | | | | | | | | | | | | | | |
| B Table III - Statement showing shareholding pattern of the Public shareholder | | | | | | | | | | | | | | | | | | | | |
| (1) Institutions | | | | | | | | | | | | | | | | | | | | |
| (a) | Mutual Funds | 20 | 1387377 | | | 1387377 | 6.53 | | | | | | | | | | | | 1387227 | |
| (b) | Venture Capital Funds | | | | | | | | | | | | | | | | | | | |
| (c) | Alternate Investment Funds | | | | | | | | | | | | | | | | | | | |
| (d) | Foreign Venture Capital Investors | | | | | | | | | | | | | | | | | | | |
| (e) | Foreign Portfolio Investors | 26 | 350613 | | | 350613 | 1.65 | | | | | | | | | | | | 350463 | |
| (f) | Financial Institutions/ Banks | 11 | 7230 | | | 7230 | 0.03 | | | | | | | | | | | | 6822 | |
| (g) | Insurance Companies | 1 | 42255 | | | 42255 | 0.20 | | | | | | | | | | | | 42255 | |
| (h) | Provident Funds/ Pension Funds | | | | | | | | | | | | | | | | | | | |
| (i) | Any Other (Specify) | | | | | | | | | | | | | | | | | | | |
| Sub-Total (B)(1) | | 58 | 1787475 | | | 1787475 | 8.41 | | | | | | | | | | | | 1786767 | |
| (2) | Central Government/ State Government(s)/ President of India | | | | | | | | | | | | | | | | | | | |
| Sub-Total (B)(2) | | | | | | | | | | | | | | | | | | | | |
| (3) Non-Institutions | | | | | | | | | | | | | | | | | | | | |
| Individuals - | | | | | | | | | | | | | | | | | | | | |
| (a)(i) | Individual shareholders holding nominal share capital up to Rs. 2 lakhs. | 19865 | 3215699 | | | 3215699 | 15.13 | | | | | | | | | | | | 2562786 | |
| (a)(ii) | Individual shareholders holding nominal share capital in excess of Rs. 2 lakhs. | 2 | 42542 | | | 42542 | 0.20 | | | | | | | | | | | | 42542 | |
| (b) | NBFCs registered with RBI | | | | | | | | | | | | | | | | | | | |
| (c) | Employee Trusts | | | | | | | | | | | | | | | | | | | |
| (d) | Overseas Depositories (holding DRs) (balancing figure) | | | | | | | | | | | | | | | | | | | |
| (e) | Any Other (Specify) | 921 | 269538 | | | 269538 | 1.27 | | | | | | | | | | | | 257972 | |
| Sub-Total (B)(3) | | 20788 | 3527779 | | | 3527779 | 16.60 | | | | | | | | | | | | 2863300 | |
| Total Public Shareholding (B)=(B)(1)+(B)(2)+(B)(3) | | 20846 | 5315254 | | | 5315254 | 25.01 | | | | | | | | | | | | 4650067 | |
| Details of the shareholders acting as persons in Concept for Public | | | | | | | | | | | | | | | | | | | | |
| Details of Shares which remain unclaimed for Public | | | | | | | | | | | | | | | | | | | | |
| C Table IV - Statement showing shareholding pattern of the Non Promoter- Non Public shareholder | | | | | | | | | | | | | | | | | | | | |
| (1) | Custodian/DR Holder - Name of DR Holders (if Available) | | | | | | | | | | | | | | | | | | | |
| (2) | Employee Benefit Trust under SFPS (Share based Employee Benefit Regulations, 2014) | | | | | | | | | | | | | | | | | | | |
| Total NonPromoter- Non Public Shareholding (C)= (C)(1)+(C)(2) | | | | | | | | | | | | | | | | | | | | |
| Total (A+B+C2) | | 20849 | 21249302 | | | 21249302 | 100.00 | | | | | | | | | | | | 20584115 | |
| Total (A+B+C) | | 20849 | 21249302 | | | 21249302 | | | | | | | | | | | | | 20584115 | |




| Serial No. | Category | Name of the Shareholders (I) | PAN (II) | No. of the Shareholders (I) | No. of fully paid up equity shares held (IV) | No. Of Partly paid-up equity shares held (V) | No. Of shares underlying Depository Receipts (VI) | Total nos. shares held (VII) = (IV)+(V)+(VI) | Shareholding as a % of total no. of shares (calculated as per SCRR, 1957) (VIII) As a % of (A+B+C2) | Number of Voting Rights held in each class of securities (IX) | | | | No. Of Shares Underlying Outstanding convertible securities (X) | No. Of Warrants (XI) | No. Of Shares Underlying Outstanding convertible securities and No. Of Warrants (XI) (a) | Shareholding, as a % assuming full conversion of convertible securities (as a percentage of diluted share capital) (XI) = (VII)+(X) As a % of (A+B+C2) | Number of Locked in shares (XII) | | Number of Shares pledged or otherwise encumbered (XIII) | | Number of equity shares held in dematerialized form (XIV) |
|---------------------------|----------|------------------------------------|------------|-----------------------------|--|--|---|--|---|---|-------------|-------|-------------------------------------|---|----------------------|--|--|----------------------------------|---------------------------------|---|---------------------------------|---|
| | | | | | | | | | | No of Voting (XIV) Rights | | | Total as a % of Total Voting rights | | | | | No. (a) | As a % of total Shares held (b) | No. (a) | As a % of total Shares held (b) | |
| | | | | | | | | | | Class eg: X | Class eg: Y | Total | | | | | | | | | | |
| A2(d) Any Other (specify) | | | | | | | | | | | | | | | | | | | | | | |
| | | | | | | | | | | Add Delete | | | | | | | | | | | | |
| 1 | Other | Abbott Capital India Limited | AAECA2317E | 1 | 10719097 | | | 10719097 | 50.44 | | | | | | | 50.44 | | 0.00 | | 0.00 | 10719097 | |
| 2 | Other | Abbott Healthcare Products Limited | AAKCS1805I | 1 | 3744951 | | | 3744951 | 17.62 | | | | | | | 17.62 | | 0.00 | | 0.00 | 3744951 | |
| 3 | Other | British Colloids Limited | AAECB8844J | 1 | 1470000 | | | 1470000 | 6.92 | | | | | | | 6.92 | | 0.00 | | 0.00 | 1470000 | |
| | | | | Total | 3 | 15934048 | | 15934048 | 74.99 | | | | | | 74.99 | | 0.00 | | 0.00 | 15934048 | | |



Home Validate

| Searial No. | Name of the Shareholders (I) | PAN (II) | No. of fully paid up equity shares held (IV) | No. Of Partly paid up equity shares held (V) | No. Of shares underlying Depository Receipts (VI) | Total nos. shares held (VII) = (IV)+(V)+(VI) | Shareholding as a % of total no. of shares (calculated as per SCRR, 1957) (VIII) As a % of (A+B+C2) | Number of Voting Rights held in each class of securities (IX) | | | No. Of Shares Underlying Outstanding convertible securities (X) | No. Of Warrants (XI) | No. Of Shares Underlying Outstanding convertible securities and No. Of Warrants (Xi) (a) | Shareholding, as a % assuming full conversion of convertible securities (as a percentage of diluted share capital) (XI)= (VII)+(X) As a % of (A+B+C2) | Number of Locked in shares (XII) | | Number of equity shares held in dematerialized form (XIV) | |
|---------------------------|---|------------|--|--|---|--|---|---|-------------|-------|---|----------------------|--|---|-------------------------------------|---------|---|---------------------------------|
| | | | | | | | | No of Voting (XIV) Rights | | | | | | | Total as a % of Total Voting rights | No. (a) | | As a % of total Shares held (b) |
| | | | | | | | | Class eg: X | Class eg: Y | Total | | | | | | | | |
| B1(a) Mutual Funds | | | | | | | | | | | | | | | | | | |
| Add Delete | | | | | | | | | | | | | | | | | | |
| 1 | Reliance Capital Trustee Company Limited A/ | AAATR0090B | 763085 | | | 763085 | 3.59 | | | | | | | | | 3.59 | | 763085 |
| 2 | Reliance Capital Trustee Company Limited A/ | ZZZZZ0000A | 362587 | | | 362587 | 1.71 | | | | | | | | | 1.71 | | 362587 |
| Total | | | 1125672 | | | 1125672 | 5.30 | | | | | | | | | 5.30 | | 1125672 |

K



Home Validate

| Serial No. | Name of the Shareholders (I) | PAN (II) | No. of fully paid up equity shares held (IV) | No. Of Partly paid up equity shares held (V) | No. Of shares underlying Depository Receipts (VI) | Total nos. shares held (VII) = (IV)+(V)+(VI) | Shareholding as a % of total no. of shares (calculated as per SCRR, 1957) (VIII) As a % of (A+B+C2) | Number of Voting Rights held in each class of securities (IX) | | | No. Of Shares Underlying Outstanding convertible securities (X) | No. Of Warrants (XI) | No. Of Shares Underlying Outstanding convertible securities and No. Of Warrants (XI) (a) | Shareholding, as a % assuming full conversion of convertible securities (as a percentage of diluted share capital) (XI) = (VII)+(X) As a % of (A+B+C2) | Number of Locked in shares (XII) | | Number of equity shares held in dematerialized form (XIV) | |
|--|------------------------------|------------|--|--|---|--|---|---|-------------|-------|---|----------------------|--|--|-------------------------------------|---------|---|---------------------------------|
| | | | | | | | | No of Voting (XIV) Rights | | | | | | | Total as a % of Total Voting rights | No. (a) | | As a % of total Shares held (b) |
| | | | | | | | | Class eg: X | Class eg: Y | Total | | | | | | | | |
| B3(a(ii)) Individuals - ii. Individual shareholders holding nominal share capital in excess of Rs. 2 lakhs. | | | | | | | | | | | | | | | | | | |
| Add Delete | | | | | | | | | | | | | | | | | | |
| 1 | Girdhar Lal Sharda | AOGPS0962R | 21300 | | | 21300 | 0.10 | | | | | | | | | | 21300 | |
| 2 | Hemraj Chaturbhuj Asher | AACPA1285B | 21242 | | | 21242 | 0.10 | | | | | | | | | | 21242 | |
| Total | | | 42542 | | | 42542 | 0.20 | | | | | | | | | | 42542 | |



[Handwritten signature]



| Searial No. | Category | Name of the Shareholders (I) | PAN (II) | No. of the Shareholders (I) | No. of fully paid up equity shares held (IV) | No. Of Party paid-up equity shares held (V) | No. Of shares underlying Depository Receipts (VI) | Total nos. shares held (VII) = (IV)+(V)+(VI) | Shareholding as a % of total no. of shares (calculated as per SCRR, 1957) (VIII) As a % of | Number of Voting Rights held in each class of securities | | | No. Of Shares Underlying Outstanding convertible securities (X) | No. Of Warrants (XI) | No. Of Shares Underlying Outstanding convertible securities and No. Of Warrants (XI) (a) | Shareholding, as a % assuming full conversion of convertible securities (as a percentage of diluted share capital) (XI)=(VII)+(X) | Number of Locked in shares | | Number of equity shares held in dematerialized form (XIV) |
|----------------------------------|---------------------------|--|-----------|-----------------------------|--|---|---|--|--|--|------------|-------|---|----------------------|--|---|----------------------------|---------------------------------|---|
| | | | | | | | | | | Class eg: X | Class eg:y | Total | | | | | No. (a) | As a % of total Shares held (b) | |
| B3(e) Any Other (specify) | | | | | | | | | | | | | | | | | | | |
| Add Delete | | | | | | | | | | | | | | | | | | | |
| 1 | Other | Bodies Corporate | ZZZZ0000D | 584 | 202840 | | | 202840 | 0.95 | | | | | | 0.95 | | | | 198194 |
| 2 | NRI | Individual Repatriate and Non - Repatriate | ZZZZ0000Q | 333 | 64848 | | | 64848 | 0.31 | | | | | | 0.31 | | | | 58399 |
| 3 | Overseas corporate bodies | Foreign National / Bodies / OCB | ZZZZ0000W | 1 | 471 | | | 471 | 0.00 | | | | | | 0.00 | | | | 0 |
| 4 | Trusts | Trusts | ZZZZ0000E | 3 | 1379 | | | 1379 | 0.01 | | | | | | 0.01 | | | | 1379 |
| | | | | Total | 921 | 269538 | | 269538 | 1.27 | | | | | | 1.27 | | | | 257972 |

Ru

