



ABBOTT INIDA LIMITED
SHAREHOLDING PATTERN AS ON 30.06.2014

(I) (a) Statement showing Shareholding Pattern

SCRIP CODE : 500488		Name of Scrip : ABBOT		Class of Security : Equity		Quarter Ended : 30.06.2014		
Category Code	<u>Partly paid up shares</u>			Number of partly paid up shares		As a % of total number of partly paid up shares	As a % of total number of shares of the Company	
	Held by Promoter/Promoter group							
	Held by Public							
	Total			0		0.00	0.00	
	<u>Outstanding Convertible Securities</u>			Number of outstanding Securities		As a % of total No. of outstanding Con. Securities	As a % of total No. of shares of the Company, assuming full conversion of the Securities	
	Held by Promoter/Promoter group							
	Held by Public							
	Total			0		0.00	0.00	
	<u>Warrants</u>			Number of warrants		As a % of total number of warrants	As a % of total number of shares of the Company assuming full conversion of warrants	
	Held by Promoter/Promoter group							
	Held by Public							
	Total			0		0.00	0.00	
Total paid up capital of the Company, assuming full conversion of warrants and convertible securities								
Category Code	Category of Shareholders	Number of Shareholders	Total No. of shares	Number of shares held in demat form	Total shareholding as a percentage of total number of shares		Shares pledged or otherwise encumbered	
					As a percentage of (A+B)	As a percentage of (A+B+C)	Number of Shares	As a %
(I)	(II)	(III)	(IV)	(V)	(VI)	(VII)	(VIII)	(IX)=(VIII)/(IV)*100
(A)	Shareholding of Promoter and Promoter Group²							
(1)	Indian							
(a)	Individuals/H.U.F	0	0	0	0.00	0.00		
(b)	Central/State Government(s)	0	0	0	0.00	0.00		
(c)	Bodies Corporate	0	0	0	0.00	0.00	NIL	
(d)	Financial Institutions/Banks	0	0	0	0.00	0.00		
(e)	Any Other (specify)	0	0	0	0.00	0.00		
(f)	Employee Welfare Trust	0	0	0	0.00	0.00		
	Sub-Total (A)(1)	0	0	0	0.00	0.00		
(2)	Foreign							
(a)	Non Resident Individuals/Foreign Nationals	0	0	0	0.00	0.00		
(b)	Bodies Corporate	3	15934048	15934048	74.99	74.99	NIL	
(c)	Institutions	0	0	0	0.00	0.00		
(d)	Qualified Foreign Investor	0	0	0	0.00	0.00		
(e)	Any Other (specify)	0	0	0	0.00	0.00		
	Sub-Total (A)(2)	3	15934048	15934048	74.99	74.99		
	Total holding of Promoter and Promoter Group (A)=(A)(1)+(A)(2)	3	15934048	15934048	74.99	74.99		
(B)	Public Shareholding³							
(1)	Institutions							
(a)	Mutual Funds/UTI	10	1571083	1570933	7.39	7.39		
(b)	Financial Institutions/Banks	11	6453	6045	0.03	0.03		
(c)	Central Government/State Government(s)	0	0	0	0.00	0.00		
(d)	Venture Capital Fund	0	0	0	0.00	0.00		
(e)	Insurance Companies	1	54838	54838	0.26	0.26	NIL	
(f)	Foreign Institutional Investors	4	9109	8959	0.04	0.04		
(g)	Foreign Venture Capital Investors	0	0	0	0.00	0.00		
(h)	Qualified Foreign Investor	0	0	0	0.00	0.00		
(i)	Any Other(specify)	0	0	0	0.00	0.00		
	Sub-Total (B)(1)	26	1641483	1640775	7.72	7.72		
(2)	Non Institutions							
(a)	Bodies Corporate	444	300871	295975	1.42	1.42		
(b)	Individuals							
	i) Holding nominal share capital upto Rs. 1 lakh	17024	3112046	2424501	14.65	14.65		
	ii) Holding nominal share capital in excess of Rs. 1 lakh	15	204979	144227	0.96	0.96		
(c)	Qualified Foreign Investor	0	0	0	0.00	0.00		
(d)	Any Other(specify)							
d-i	Trust	2	150	150	0.00	0.00	NIL	
d-ii	NRI (Rep)	134	19391	17991	0.09	0.09		
d-iii	Clearing members	0	0	0	0.00	0.00		
d-iv	NRI (Non Rep)	97	35863	33508	0.17	0.17		
d-v	Foreign Corp. Bodies	1	471	0	0.00	0.00		
d-vi	Foreign national / Bodies/ OCB	0	0	0	0.00	0.00		
d-vii	NSDL In transit	0	0	0	0.00	0.00		
	Sub-Total (B)(2)	17717	3673771	2916352	17.29	17.29		
	Total Public shareholding (B)=(B)(1)+(B)(2)	17743	5315254	4557127	25.01	25.01		
	TOTAL (A)+(B)	17746	21249302	20491175	100.00	100.00		
(C)	Shares held by Custodians and against which Depository Receipts have been issued							
1	Promoter and Promoter Group	0	0	0	0.00	0.00		
2	Public	0	0	0	0.00	0.00		
	GRAND TOTAL (A)+(B)+(C)	17746	21249302	20491175	100.00	100.00		




(1) (b) Statement showing holding of securities (including shares,warrants,convertible securities) of persons belonging to the category "Promoter and Promoter Group"

Sr.No.	Name of the shareholder	Details of Shares held		Encumbered shares(*)		Details of warrants		Details of convertible securities		Total shares (including underlying shares of warrants and convertible securities as a % of diluted share capital	
		No of Shares held	As a % of grand total (A)+(B)+(C)	As a % of grand total (A)+(B)+(C) of sub-clause (I)(a)	As a Percentage	No of warrants held	As a % of total number of warrants of the same class	Number of convertible securities held	As a % of total number of convertible securities of the same class		
(I)	(II)	(III)	(IV)	(V)	(VI) = (V)/(III)*100	(VII)	(VIII)	(IX)	(X)	(XI)	(XII)
1	ABBOTT CAPITAL INDIA LIMITED	10719097	50.44								50.44
2	SOLVAY HEALTHCARE LIMITED	3744951	17.62								17.62
3	BRITISH COLLOIDS LTD	1470000	6.92								6.92
	TOTAL	15934048	74.99								74.99

(*) The term "encumbrance" has the same meaning as assigned to it in regulatin 28(3) of the SAST Regulations , 2011

(1)(c)(i) Statement showing holding of securities (including shares,warrants,convertible securities) of persons belonging to the category "Public" and holding more than 1% of the total number of shares.

Sr.No.	Name of the shareholder	Number of shares held	Shares as a percentage of total number of shares (i.e., Grand Total (A)+(B)+(C) Statement at para (I)(a) above}	Details of warrants		Details of convertible securities	Total shares (including underlying shares assuming full conversion of warrants and convertible securities as a % of diluted share capital
				No of warrants held	As a % of total number of warrants of the same class		
1	RELIANCE CAPITAL TRUSTEE CO LTD A/C	748315	3.52				3.52
2	RELIANCE CAPITAL TRUSTEE CO LTD A/C	424845	2.00				2.00
	TOTAL	1173160	5.52				5.52



Statement showing holding of securities (including shares, warrants, convertible securities) of persons (together with PAC) belonging to the category "Public" and holding more than 5% of the total number of shares of the company						
Sr.No.	Name(s) of the shareholder(s) and the Persons Acting in Concert (PAC) with them	Number of shares	Shares as a percentage of total number of shares (i.e., Grand Total (A)+(B)+(C) indicated in Statement at para (1)(a) above}	Details of warrants		Total shares (including underlying shares assuming full conversion of warrants and convertible securities as a % of diluted share capital)
				No of warrants held	As a % of total number of warrants of the same class	
N/A		0	0.00			0.00
N/A		0	0.00			0.00
	TOTAL	0	0.00			0.00

(1) (d) Statement showing details of locked in shares

Sr. No.	Name of shareholder	No. of locked-in shares	Locked-in shares as percentage of total no. of shares (i.e. Grand Total (A)+(B)+(C) indicated in statement at para(1)(a) above}	Promoter / Promoter Group / Public
N/A		0	0.00	0.00
	TOTAL	0	0.00	0.00

(II) (a) Statement showing details of Depository Receipts (DRS)

Sr. No.	Type of outstanding Dr(ADRs, GDRs, SDRs, etc)	No. of DRS	No. of shares underlying outstanding DRS	Shares underlying outstanding DRS as a percentage of total no. of shares (i.e. Grand Total (A)+(B)+(C) indicated in Statement at para (1)(a)above}
1	N/A	0	0	0.00
	TOTAL	0	0	0.00

(II) (b) Statement showing holding of Depository Receipts (DRs) where underlying shares held by "promoter/promoter group" are in excess of 1% of the total no. of shares

Sr. No.	Name of the DR Holder	Type of outstanding DR(ADRs, GDRs, SDRs, etc.)	No. of shares underlying outstanding DRs.	Shares underlying outstanding DRs as a percentage of total no. of shares (i.e. Grand Total (A)+(B)+(C) indicated in Statement at para (1)(a)above}
1	N/A	0	0	0.00
	TOTAL	0	0	0.00

